

Kentucky High School Athletic Association

To: Superintendent, Principal, and Athletic Director

From: Louis Stout, Commissioner *Louis Stout*
Brigid L. DeVries, Executive Assistant Commissioner


Date: May 9, 2002 *Brigid L. DeVries*

Subject: 2001-2002 Annual Report Forms Submission

School: Bullitt Central High School

Enclosed please find a copy of Form T-65, The 2001-2002 Annual Report Forms Checklist. In addition, you may find an attachment with corrected copies of the forms submitted by your school personnel. Please review this information so the forms can be completed accurately in the future. Also, KHSAA Audit Staff may have requested a re-submission of some of the 2001-2002 Annual Report Forms or need additional information on your athletic programs. Please submit this information by the date requested if this is applicable. Copies and all KHSAA Title IX documents must be kept current and included in your permanent Title IX File at the school. All documents are subject to Open Records Requests.

Should you need any further information, please do not hesitate to call anytime.



Memo

To: KHSAA Member School Superintendents, Principals, and Athletic Directors
 From: Louis Stout, Commissioner
 Brigid L. Devries, Executive Assistant Commissioner

Date: May 6, 2002

Re: 2002 Title IX Forms Submission

School	Bullitt Central	Reviewed by	Phyllis Catlett
--------	-----------------	-------------	-----------------

The following is a status report regarding the required 2001 - 2002 Title IX submission of forms due in to the KHSAA office by April 15, 2002. Appropriate audit personnel have reviewed these forms and the following is a summary of this review.

I. Checklist of Forms properly submitted in a satisfactory manner:

<input checked="" type="checkbox"/>	GE 19 (Annual Verification)	<input checked="" type="checkbox"/>	T-35 (Budget Expenses)
<input checked="" type="checkbox"/>	T-1 (Summary Program Chart 1)	<input checked="" type="checkbox"/>	T-36 (Budget Expenses)
<input checked="" type="checkbox"/>	T-2 (Summary Program Chart 2)	<input checked="" type="checkbox"/>	T-41 (Checklist – Overall Interscholastic Program)
<input checked="" type="checkbox"/>	T-3 (Summary Program Chart 3)	<input checked="" type="checkbox"/>	T-60 (Corrective Action Plan)
<input checked="" type="checkbox"/>	T-4 (Summary Program Chart 4)	<input checked="" type="checkbox"/>	T-63 (Interscholastic Survey Results)

II. Status

A.	<input checked="" type="checkbox"/>	2001 – 2002 Forms are satisfactory and no further information or action is necessary at this time.
B.		Errors have been noted with respect to the following forms and corrected copies are being returned to you for placement in your Title IX file to ensure proper submission in the future.
C.		The following forms were omitted and must be submitted by school representatives.
D.	<input checked="" type="checkbox"/>	Other Recommendation and Comments:
		<u>I suggest that the school add students to their Gender Equity Review Committee. The school should also develop a method in administering the survey that would get a greater response from their students. It has been noted that there has been no progress made on getting a pressbox for the softball field. The KHSAA will continue to monitor this matter closely.</u>

APR 29 2002

KHSAA
Form GE19
Rev. 07/01



**2001-2002 KENTUCKY HIGH SCHOOL ATHLETIC ASSOCIATION
ANNUAL VERIFICATION OF TITLE IX PROCEDURES**
(To be submitted by April 15, 2002 along with other required forms)

The Bullitt Central High School, Shepherdsville, Kentucky
(Name of High School) (City)

certifies to the Kentucky High School Athletic Association that the following is an accurate and true representation of the facts surrounding compliance with Title 20, U.S.C. Titles 1681-1688, et. Seq. (also known as Title IX)

I certify the following provisions in accordance with records at the school contained in the permanent Title IX file, and to the best of my knowledge have completed the following tasks. (All boxes must be checked)

- Established a gender equity committee at the high school. (list committee personnel and provide attachment if necessary)

Name	Address	Phone	Title
Bill Ranney	2513 Wendell Ave. Lou.	451-6125	Athletic Director
Christy Coulter	1853 Flatlick Rd. Mt. Washington		Girls Basketball
Sarah Hardin	107 Waterford Ct. Taylorsville	477-5462	Softball Coach
Terry Cox	178 W. Shannon Shepherdsville	543-9551	Site Based Committee
Connie Hatfield	146 Cedarview Dr. Shepherdsville	543-6245	Cross Country Coach
Doug Lucas	12516 Hedgeapple Way Lou.	742-4478	Football Coach
James Hurley	8003 Kelly Green Way Lou.	231-6549	Boys Basketball

- Scheduled a minimum of three meetings during the 2001-2002 school year on the following dates:
Sept. 13, 2001
April 11, 2002
May 17, 2002 This meeting will discuss next years committee, being I am retiring

- Designated the following person(s) as the Title IX coordinator for the school/district:

Name	Title	Address	Phone
Bill Ranney	Athletic Director/Assistant Principal	2513 Wendell Ave Lou.	451-6125

- School personnel are continuing to make periodic reviews of the boys and girls athletics program reflected in the Corrective Action Plan.

- In addition to the above information, the above referenced school maintains a complete permanent file relative to Title IX records including copies of the self-assessment audit, all corrective action plans, and other related materials.

Principal's Signature

Superintendent Signature

4/22 2002
Date

School Board Chairpersons' Signature

(Send original copy to KHSAA - Maintain duplicate in Title IX school folder)

2001-2002
ACCOMMODATION OF INTERESTS AND ABILITIES
SUMMARY PROGRAM CHART 1

KHSAA
 Form T1
 Rev. 07/01

Participation Opportunities Test One

		(Column 1)	(Column 2)	(Column 3)	(Column 4)
	Program	Enrollment	Percentage of Total Enrollment	Number of Interscholastic Participants (double and triple count)	Percentage of Total Participation
Row 1	GIRLS	580	47.1%	133	42.6
Row 2	BOYS	651	52.9%	179	57.4
Row 3	Totals	1231	100%	312	100%

Instructions:

*Number of 8th grade students & below used in Column 4 calculations if applicable: 2

- Determine the total number of girls enrolled, (place in Row 1, Column 1). Determine the total number of boys enrolled, (place in Row 2, Column 1).
- Add the total number of girls and boys enrolled to determine total enrollment, (place in Row 3, Column 1).
- Calculate the percentage of total enrollment that is female. (Divide Row 1, Column 1 by row 3, Column 1 and place in Row 1, Column 2.) Calculate the percentage of total enrollment that is male. (Divide Row 2, Column 1 by Row 3, Column 1 and place in Row 2, Column 2.) Note: Row 1, Column 2 plus Row 2, Column 2 should total 100%.
- Ask the head coaches to review the most updated eligibility or squad lists for their teams. Ask coaches to confirm the names of those individuals who are on the team as of the first date of competition, and cross out the names of those who were cut from the team or quit the team prior to the first competitive event. Determine the total number of interscholastic athletics participants that are girls, (and place in Row 1, Column 3). In order to determine the total number of athletics participants, an individual should be counted each time he or she participates on a team. For example, if Jane Doe competes on the varsity volleyball team, the junior varsity volleyball team, the junior varsity basketball team, and the varsity softball team, she should be counted as four participants (**do not include club or intramural sports participants, cheerleaders, dance teams, or pom squads**). Calculate the same way for boys and girls. * In addition, should 8th grade students and below play on a Freshman, Junior Varsity, or Varsity team, they should also be counted for each team and sport on which they participate. If applicable, please asterisk the above notation as to how many 8th grade students & below are included. Using the same procedure, determine the total number of interscholastic athletic participants that are boys, (and place in Row 2, Column 3). Add Row 1, Column 3 plus Row 2, Column 3 to get total participants and place in Row 3, Column 3.
- Calculate the percentage of female participation. (Row 1, Column 3 divided by Row 3, Column 3 and place in Row 1, Column 4.) Calculate the percentage of male participation. (Row 2, Column 3 divided by Row 3, Column 3 and place in Row 2, Column 4.) Note: Row 1, Column 4 plus Row 2, Column 4 should total 100%.

Note: While being within three percent is not a formal compliance standard; if the percent listed in Row 1, Column 4 is within 3% of Row 1, Column 2, then it provides a good target within which compliance is likely.

Principal's Signature: D. K... [Signature] Date: 4/22/02

2001-2002
ACCOMMODATION OF INTERESTS AND ABILITIES
SUMMARY PROGRAM CHART 2


KHSAA
 Form T2
 Rev. 07/01

Participation Opportunities Test Two

		Column 1	Column 2	Column 3	Column 4	Column 5
Program		Number of Teams Currently Offered	Number of Participants	Number of Teams Added in Last Five Years	Number of Participants Added in Last Five Years	Percent of Total Participation By Sex Added in Last 5 Years
GIRLS	Row 1	varsity:	8	86		
	Row 2	j.v.:	5	37		
	Row 3	frosh:	3	10		
	Row 4	total:	15	133		
BOYS	Row 5	varsity:	8	118		
	Row 6	j.v.:	4	36		
	Row 7	frosh:	2	25		
	Row 8	total:	14	179		

- 1) List the number of interscholastic teams offered for girls and boys at each competitive level (for example, varsity, junior varsity, and freshman levels). Total each of the entries in Column 1 into Row 4, Column 1 and Row 8, Column 1.
- 2) List the number of interscholastic teams that have been added in the last five years at each competitive level. Total each of the entries in Column 3 into Row 4, Column 3 and Row 8, Column 3.
- 3) List the number of participants that are currently on each level of the teams that were added in the last five years. Total each of the entries in Column 2 into Row 4, Column 2 for girls and Row 8, Column 2 for boys. If a team was added previously but no longer exists, there are no current participants to be added for that team.
- 4) List the number of participants added in the last 5 years. Total each of the entries made in Column 4 into Row 4, Column 4 for girls and Row 8, Column 4 for boys.
- 5) Calculate the percentage of participants that have been added in the last five years (Column 4 divided by Column 2 on each line). For example, if girls' varsity soccer (22 participants), junior varsity soccer (18 participants), junior varsity golf (8 participants), and freshman softball (15 participants) have been added in the last five years, then 63 participation opportunities have been added for girls. If the total number of female participants in the program is 96 (taken from Form T-1, Row 1, Column 3), then 65.6% of the current opportunities (63 of 96) have been added in the last five years. Perform similar calculations for male participants.

Note: If the percentage of current participants added in the last five years is 25% or greater, compliance with test two may be possible. If less than 25%, then compliance with test three should be analyzed. **CAUTION:** 25% is not a formal compliance standard.

Principal's Signature:  Date: 4/22/02

2001-2002
ACCOMMODATION OF INTERESTS AND ABILITIES
SUMMARY PROGRAM CHART 3

Participation Opportunities Test Three

For any question answered "YES" identify the respective sport(s).

	GIRLS (Yes / No)		BOYS (Yes / No)
1. Is there an intramural team offered in a sport not now available in the interscholastic athletics program? (YES or NO)	NO		NO
2. For a sport <u>not</u> currently offered, is there sufficient interest to form a viable interscholastic team based on participation on an intramural team or community recreation teams? (YES or NO)	NO		NO
3. For a sport <u>not</u> currently offered, is there sufficient interest to form a viable interscholastic team with the interscholastic survey.	yes		yes
4. For a sport currently offered, is there interest to form a viable team for a junior varsity, freshman, or other intramural level that is not currently offered? (YES or NO)	NO		NO
5. If you answered YES to question (1), (2), (3) or (4), are there enough high schools in your geographic area offering the sport (at the appropriate level) to allow for the development of a reasonable schedule of competition. (YES or NO)	yes		yes

Principal's Signature: _____

D. Kane Hayes

Date: _____

4/22/02


2001-2002
ACCOMMODATION OF INTERESTS AND ABILITIES
SUMMARY PROGRAM CHART 4

KHSAA
 Form T4
 Rev. 07/01

Levels of Competition Test One

		(Column 1)	(Column 2)
	Team Levels	GIRLS	BOYS
Row 1	Total Number of Athletics Participants in All Levels	133	179
Row 2	Number of Varsity Teams Offered	8	8
Row 3	Number of Participants on all Varsity Teams	86	118
Row 4	Percentage of Total Varsity Participants By Sex	63.9%	65.9
Row 5	Number of Junior Varsity Teams Offered	5	4
Row 6	Number of Participants on all Junior Varsity Teams	37	36
Row 7	Percentage of Total Junior Varsity Participants By Sex	27.8%	20.1%
Row 8	Number of Freshman Teams Offered	3	2
Row 9	Numbers of Participants on all Freshman Teams	10	25
Row 10	Percentage of Total Freshman Participants By Sex	9.3%	14.0%

- 1) Copy the number entered on Form T1, Row 1, Column 3 and place on Row 1, column 1 of this form.
- 2) Copy the number entered on Form T1, Row 2, Column 3 and place on Row 1, column 2 of this form.
- 3) List the number of teams at the varsity, junior varsity, and freshman levels for boys and girls (Rows #2,5,8) and place in the proper boxes in columns 1 and 2.
- 4) List the number of teams at the varsity, junior varsity, and freshman levels for boys and girls (Rows #3,6,9) and place in the proper boxes in columns 1 and 2.
- 5) Calculate the percentage of female and male participants at each level. (Rows #4,7,10)
 - Divide Row 3, Column 1 by Row 1, Column 1, and place the percentage in Row 4, Column 1.
 - Divide Row 3, Column 2 by Row 1, Column 2, and place the percentage in Row 4, Column 2.
 - Divide Row 6, Column 1 by Row 1, Column 1, and place the percentage in Row 7, Column 1.
 - Divide Row 6, Column 2 by Row 1, Column 2, and place the percentage in Row 7, Column 2.
 - Divide Row 9, Column 1 by Row 1, Column 1, and place the percentage in Row 10, Column 1.
 - Divide Row 9, Column 2 by Row 1, Column 2, and place the percentage in Row 10, Column 2.

Principal's Signature:  Date: 4/22/02

2001-2002

**BUDGETED AND ACTUAL EXPENDITURES - PROGRAM COMPARISON CHART
TO INCLUDE BOOSTER CLUB FUNDING**

	equipment and supplies		travel		awards		coaches' salaries (to include supplemental and extended employment)		facilities improvements		publications (if sport-specific)	
	B	E	B	E	B	E	B	E	B	E	B	E
G basketball	\$939.00	732.40	\$1,800.00	\$1,772.50	\$600.00	\$636.00	\$3,377.00	+ 15 days	weight room \$55,000 \$3200	Program Schedule cards		
B basketball	10,224.00	8934.00	2,200.00	\$215.00	300.00	\$281.00	\$3,370.00	+ 15 days	All sports	Program Schedule cards		
G softball	\$3300.00	\$3270.00	\$800.00	\$700.00	\$75.00	\$75.00	\$1,504.00			schedule cards		
B baseball	\$5065.00	\$3926.00	\$1600.00	\$1450.00	\$75.00	\$75.00	\$1,504.00			schedule cards		
G cross country	\$500.00	\$323.00	\$100.00	\$75.00	\$45.00	\$45.00	\$1,200.00			Program		
B cross country	combined with girls				\$45.00	\$45.00	\$1,200.00			Program		
G golf	N/A											
B golf	\$250.00	\$215.00	\$100.00	\$79.00	\$45.00	\$45.00	\$1,200.00			Program Schedule card		
G soccer	4850.00	\$4395.00	1800.00	\$1747.00	\$60.00	\$60.00	\$1,504.00	+ 7 1/2 days		Program Schedule card		
B soccer	combined with girls				\$60.00	\$60.00	\$1,504.00	+ 7 1/2 days		Program Schedule card		
G swimming	N/A											
B swimming	N/A											

"B" is for budgeted dollar amounts and "E" is for actual dollar expenditures. Expenditures should include items provided by third parties such as Booster Clubs.

Principal's Signature: *D. Hunsicker* Date: 4/20/02

**2001-2002
BUDGETED AND ACTUAL EXPENDITURES - PROGRAM COMPARISON CHART 2
TO INCLUDE BOOSTER CLUB FUNDING**

Teams	equipment and supplies		travel		awards		coaches' salaries (to include supplemental and extended employment)		facilities improvements		publications (sport-specific)	
	B	E	B	E	B	E	B	E	B	E	B	E
G track	\$750.00	725.00	\$300.00	\$300.00	\$60.00	\$60.00	\$1504.00					
B track		combined with girls			\$60.00	\$60.00	\$1504.00					
G tennis	\$500.00	250.00	\$100.00	\$80.00	\$60.00	\$60.00	\$1200.00					
B tennis		combined with girls			\$60.00	\$60.00	\$1200.00					
G volleyball	\$2037.00	\$1875.00	800.00	\$787.00	\$75.00	\$75.00	\$1504.00	+ 7 1/2 days				PROGRAM SCHEDULES
B wrestling	N/A											
G (list sport)												
B (football)	\$23,575	\$21,155	\$2000.00	\$2000.00	\$150.00	\$135.00	\$3,377.00	+ 150 days				PROGRAM SCHEDULES
G (list sport)												
B (list sport)												

"B" is for budgeted dollar amounts and "E" is for actual dollar expenditures. Expenditures should include items provided by third parties such as Booster Clubs.

Principal's Signature: *D. Anne [Signature]* Date: *1/22/02*

2001-2002 KHSAA TITLE IX ATHLETICS AUDIT

KHSAA
Form T41
Rev. 07/01

Checklist - Overall Interscholastic Athletics Program

Areas of Compliance	ADVANTAGE TO (Respond based on Internal Evaluation by checking the appropriate column.)		
	GIRLS' PROGRAM	BOYS' PROGRAM	NEITHER PROGRAM
Equipment and Supplies			✓
Scheduling of Games and Practice Time			✓
Travel and Per Diem Allowances			✓
Coaching			✓
Locker Rooms, Practice and Competitive Facilities			✓
Medical and Training Facilities and Services			✓
Publicity	<i>Program for Spring Sports Boy & Girl</i>		✓
Support Services	<i>Track, Tennis, Golf Cross Country Do not have Booster Clubs</i>		
Athletic Scholarships			N/A
Tutoring			N/A
Housing and Dining Facilities and Services			N/A
Recruitment of Student Athletes			N/A

Principal's Signature: *D. K. [Signature]* Date: *4/22/02*

School Name: Bullitt Central High
 School Year: 2001-2002
 Principal's Signature: _____
 Date: _____

**2001-2002
 TITLE IX
 CORRECTIVE ACTION PLAN**

To complete this form, indicate the intended area which needs corrective action, the suggested change and time table for implementation. You may copy this form as needed. Please attach corrective action plans along with audit forms and submit by April 15, 2002.

ITEM FOR CORRECTION	SUGGESTED CHANGE	TIME TABLE FOR CORRECTIVE ACTION
Press box for girls softball	This was on last years report. Materials are being donated	2002-2003, timeline will also depend on Bullitt Co. parks, since we share the facility
Lack of coaches for all sports	we are having problems finding coaches in all sports. This effects the	This is not a gender problem since both boys and girls sports are affected.
	Junior varsity and freshman programs thus limits the number of participants	The hiring of coaches is a solution. When new teachers are hired we need to inquire if they are willing to coach.
go to one school booster club	some sports do not have booster clubs	2003-2004 This would benefit all sports

• An explanation (status report) is needed for all areas identified previously as items for correction as well as all areas currently identified as items for correction. This form shall be typed.

Principal's Signature: *D. Bruce Hayes* Date: 4/22/02

2001-2002 INTERSCHOLASTIC ATHLETICS SURVEY

Summary Of Student Responses

School Name: Bullitt Central
School Enrollment: 1231
Date: 4/22/02
Completed By: Bill Rawley

Instructions:

1. Summarize the Student Athletics Interest Surveys Form T-61 by listing the total number of responses on the line next to each sport.
2. Under the Other Category please provide a listing of the sports as well as the number of students who are interested in participating.
3. Please sign and date the Summary Form (T-63) and mail the Summary Form only to the KHSAA by April 15, 2002. Do not mail the student surveys (Form T-61). However, these Forms should be maintained in your files in the event they are requested subsequently.

1000 Number of Surveys
537 Total Returned *537/10*
9-12 Grades Surveyed

How Was The Survey Administered? Surveys were given out to 4th block classes

Fall Sports (List Total Number of Participation Responses)

17 Cross Country (Girls)
16 Cross Country (Boys)
21 Field Hockey (Girls)
73 Football (Boys)
19 Golf (Girls)
34 Golf (Boys)
36 Soccer (Girls)
30 Soccer (Boys)
42 Volleyball (Girls)
22 Volleyball (Boys)

Winter Sport (List Total Number of Participation Responses)

32 Basketball (Girls)
55 Basketball (Boys)
48 Gymnastics (Girls)
32 Indoor Track (Girls)
4 Indoor Track (Boys)
58 Swimming & Diving (Girls)
32 Swimming & Diving (Boys)
51 Wrestling (Boys)

Spring Sport (List Total Number of Participation Responses)

50 Baseball (Boys)
34 Fast Pitch Softball (Girls)
37 Slow Pitch Softball (Girls)
40 Tennis (Girls)
20 Tennis (Boys)
25 Track (Girls)
38 Track (Boys)

Other Sports (From Student Survey T-61 Question 10)

Name of Sport	Number of Students Interested In Participating
<u>skateboarding</u>	<u>10</u>
<u>Lacrosse</u>	<u>5</u>
<u>motorcross</u>	<u>3</u>
_____	_____
_____	_____
_____	_____
_____	_____
_____	_____

Number of Students who participate in Intramural Sports.
 (From Student Survey T-61 Question 5)

Sport	Number
<u>We do not offer intramural sports</u>	_____
_____	_____
_____	_____
_____	_____
_____	_____

List Intramural Sports students are interested in adding:
 (From Student Survey T-61 Question 6)

Sport	Number
<u>NA</u>	_____
_____	_____
_____	_____
_____	_____
_____	_____

Participation in Non-School Sports Activities
(From Student Survey T-61 Question 7)

Sport	Number
<i>Students checked yes or no but didn't list sports in this area.</i>	

Reasons for not participating in interscholastic athletics.
(From Survey Question 8)

Response	Number
<i>48</i> I prefer other activities such as band, chorus, etc.	
<i>60</i> I don't have time	
<i>20</i> The practice schedules and game times are inconvenient	
<i>24</i> The sport I like isn't offered	
<i>28</i> It's too expensive	
<i>8</i> I prefer to participate in club or intramural sports	
<i>61</i> Working	
<i>48</i> Other	

Student Suggestions to encourage participation

Students are concerned about the cost, spirit packs, fund raising.
More coaches for J.V. & Freshman teams
More info on sports offered.

D. Kane Hays
Principal's Signature

4/26/02
Date